

## 2020 Resource Report

# Village of Jacksonville Electric Company

**PO Box 169  
Jacksonville, VT 05342**

**Phone (802) 368-7010  
Fax (802) 368-7336**

**Submitted to:**

the Vermont Public Utility Commission  
and the Vermont Department of Public Service

**Submitted on:**

January 30, 2021

**Submitted by:**

Vermont Public Power Supply Authority  
on behalf of Village of Jacksonville Electric Company  
in fulfillment of Vermont Public Utility Commission Rule 5.206(B)



## Overview & Introduction

As a member of the Vermont Public Power Supply Authority (VPPSA), Village of Jacksonville Electric Company (“JEC”) relies on VPPSA to plan for and manage its power supply in New England’s wholesale markets. In this role, VPPSA not only manages Jacksonville’s power supply in the ISO New England’s (ISO-NE) wholesale power markets, but also plans for and solicits new power supplies for Jacksonville and its other municipal utility members.

The information contained in this report describes Jacksonville’s power supply needs and acquisition strategy over the next five years. It is divided into four sections.

### I. Electricity Demand

This section shows how electricity demand has changed over the past five years, and forecasts the demand for the upcoming five years.

### II. Electricity Supply

This section describes each resource in Jacksonville’s portfolio of supplies, as well as the new resources that have been acquired over the past year.

### III. Electricity Supply & Demand

This section illustrates the balance between the supply and demand for energy, capacity, and renewable energy credits.

### IV. Anticipated Transactions & Acquisition Strategy

This section lists the resources that are expected to be acquired over the upcoming five-year period, and outlines the strategy for procuring them.

## I. Electricity Demand

In 2020, Jacksonville's energy requirements<sup>1</sup> ("Load") totaled 5,884,843 kWh, and its coincident annual peak with ISO-NE was 871 kW on July 27<sup>th</sup> at hour ending 18. As shown in Table 1, Jacksonville's energy requirements have fluctuated by about +/- 3% per year while its peak loads have fluctuated by up to 13%.

*Table 1: Historical Loads*

Year	Load (kWh)	% Change	Peak Load (kW)	% Change
2016	5,737,106	0.9%	752	-5.3%
2017	5,617,264	-2.1%	833	10.8%
2018	5,777,579	2.9%	825	-1.0%
2019	5,725,398	-0.9%	768	-6.8%
2020	5,884,843	2.8%	871	13.4%

Jacksonville's peak and energy needs are forecasted annually using a multiple regression model whose inputs include historical loads, weather, and economic variables like employment and income. These forecasts are adjusted for anticipated changes in net metering, heat pump and electric vehicle penetrations. Table 2 shows the results of the most recent 5-year load forecast.

*Table 2: Forecast Loads*

Year	Load (kWh)	% Change	Peak Load (kW)	% Change
2021	5,742,950		810	
2022	5,823,000	1.4%	834	3.0%
2023	5,906,140	1.4%	859	3.0%
2024	6,013,800	1.8%	884	3.0%
2025	6,091,780	1.3%	911	3.0%

Assuming normal weather, loads (kWh) are expected to increase by 1.3-1.8% per year, while peak loads (kW) are forecast to grow by 3% per year.

---

<sup>1</sup> Jacksonville's energy requirements ("Load") include behind-the-meter hydro generation, transmission losses, and adjustments for Vermont's Standard Offer Program. Also known as "Total Load - Including Losses, it is not the same as Jacksonville's Real-Time Load Obligation (RTLO) with ISO New England.

## II. Electricity Supply

Jacksonville's power supply is made up of owned generation, long-term contracts, and short-term contracts. The resources in Jacksonville's portfolio represent a range of fuel types and technologies. In addition, they are located throughout Vermont and New England, and many of their expiration dates have been chosen not to overlap. As a result, they act as a diversified portfolio that effectively hedges Jacksonville's power supply costs against the cost of serving load in ISO New England's energy, capacity and ancillary markets. These power supply resources are summarized in Table 3.

*Table 3: 2020 Electricity Supply Resources*

Resource	2020 MWH	%	Fuel	Exp. Date
Fitchburg Landfill	705	11.9%	Landfill Gas	12/31/31
HQUS Contract	285	4.8%	Hydro	10/31/38
Kruger Hydro	469	7.9%	System	12/31/37
Market Contracts	355	6.0%	System	Varies
NYPA Niagara Contract	835	14.0%	Hydro	9/1/25
NYPA St. Lawrence Contract	16	0.3%	Hydro	4/30/32
Project #10	10	0.2%	Oil	Life of Unit
Ryegate Facility	156	2.6%	Wood	10/31/21
Seabrook 2018-22 Purchase	2,981	50.1%	Nuclear	12/31/22
Standard Offer Program	115	1.9%	Solar	Varies
VEPPI Program	21	0.3%	Hydro	Varies
<b>TOTAL RESOURCES</b>	<b>5,948</b>	100.0%		
Total Load Including Losses	5,885			
ISO Exchange (+ Purchase/- Sale)	-63	-1.1%		

## Resource Descriptions

The following bullets summarize the essential characteristics of each resource, and in some cases, include notes that describe unique aspects of the resource.

### 1. Fitchburg Landfill

- Size: 4.5 MW
- Fuel: Landfill Gas
- Location: Westminster, MA
- Entitlement: 1.9%, 0.057MW, PPA
- Products: Energy, capacity, renewable energy credits (MA I)
- End Date: 12/31/31

### 2. Hydro Quebec US (HQUS)

- Size: 212 MW
- Fuel: Hydro
- Location: Quebec
- Entitlement: 0.023% (0.049) MW, PPA
- Products: Energy, renewable energy credits (Quebec system mix)
- End Date: 10/31/38

### 3. Kruger Hydro

- Size: 6.7 MW
- Fuel: Hydro
- Location: Maine and Rhode Island
- Entitlement: 2.03%, PPA
- Products: Energy, capacity
- End Date: 12/31/37
- Notes: The Electric Department has an agreement with VPPSA to purchase unit contingent energy and capacity from six hydroelectric generators. The contract does not include the environmental attributes and appears as system mix in the summary table.

### 4. Market Contracts

- Size: Varies
- Fuel: New England System Mix
- Location: New England
- Entitlement: Varies (PPA)
- Products: Energy, renewable energy credits
- End Date: Varies, less than 5 years.
- Notes: In addition to the above resources, the Electric Department purchases system power from various other entities under short-term (5 year or less) agreements. These contracts are described as Planned and Market Purchases in the tables below.

## 5. New York Power Authority (NYPA)

- Size: 2,675 MW (Niagara), 1,957 MW (St. Lawrence)
- Fuel: Hydro
- Location: New York State
- Entitlement: 0.06 MW (Niagara PPA), 0.003 MW (St. Lawrence PPA)
- Products: Energy, capacity, renewable energy credits (NY System Mix)
- End Date: 9/1/25 (Niagara), 4/30/2032 (St. Lawrence)
- Notes: NYPA provides hydro power to the Electric Department under two contracts, which will be extended at the end of their term.

## 6. Project 10

- Size: 40 MW
- Fuel: Oil
- Location: Swanton, VT
- Entitlement: 2.4%, joint-owned through VPPSA
- Products: Energy, capacity, reserves
- End Date: Life of unit
- Notes: As the joint-owner, VPPSA has agreements with the Electric Department pay for and purchase 2.4% of the unit's output.

## 7. Ryegate

- Size: 20.5 MW
- Fuel: Wood
- Location: East Ryegate, VT
- Entitlement: 0.0975%, PPA
- Products: Energy, capacity, renewable energy credits (CT Class I)
- End Date: 10/31/2021
- Notes: We expect that the State will extend the term of the PPA beyond 2021.

## 8. Seabrook 2018-22

- Size: 1,250 MW
- Fuel: Nuclear
- Location: Seabrook, NH
- Entitlement: 0.425 MW On-Peak, 0.264 MW Off-Peak (PPA)
- Products: Energy, capacity, environmental attributes (Carbon-free nuclear)
- End Date: 12/31/2022

## 9. Standard Offer Program

- Size: Small renewables, primarily solar < 2.2 MW
- Fuel: Mostly solar, but also some wind, biogas and micro-hydro
- Location: Vermont
- Entitlement: 0.0989% (Statutory)
- Products: Energy, capacity, renewable energy credits
- End Date: Varies
- Notes: The Electric Department is required to purchase power from small power producers through the Vermont Standard Offer Program in 2019, in accordance with PUC Rule #4.300. The entitlement percentage fluctuates slightly each year with the Electric Department's pro rata share of Vermont's retail energy sales.

## 10. VEPPI Program

- Size: Small hydro < 80 MW
- Fuel: Hydro
- Location: Vermont
- Entitlement: 0.0915% (Statutory)
- Products: Energy, capacity
- End Date: 10/31/2020
- Notes: The Electric Department is required to purchase hydro power from small power producers through Vermont Electric Power Producers, Inc. ("VEPPI"), in accordance with PUC Rule #4.100. The entitlement percentage fluctuates slightly each year with the Electric Department's pro rata share of Vermont's retail energy sales, and does not include the renewable energy credits.

## Newly Acquired Resources

In December 2020, JEC replaced a portion of the Seabrook 2018-22 resource with a fixed-price, fixed-volume energy plus Renewable Energy Credit (REC) contract. This contract will hedge part of JEC's energy and Tier I REC requirements over its term.

### 1. Brookfield 2023-2027

- Size: 8-10 MW On-Peak, 7-8.5 MW Off-Peak
- Fuel: Hydro
- Location: MA HUB
- Entitlement: 3-3.75% On Peak, 2.4-2.9% Off Peak
- Products: Energy, Tier I RECs
- Term: 1/1/2023 - 12/31/2027



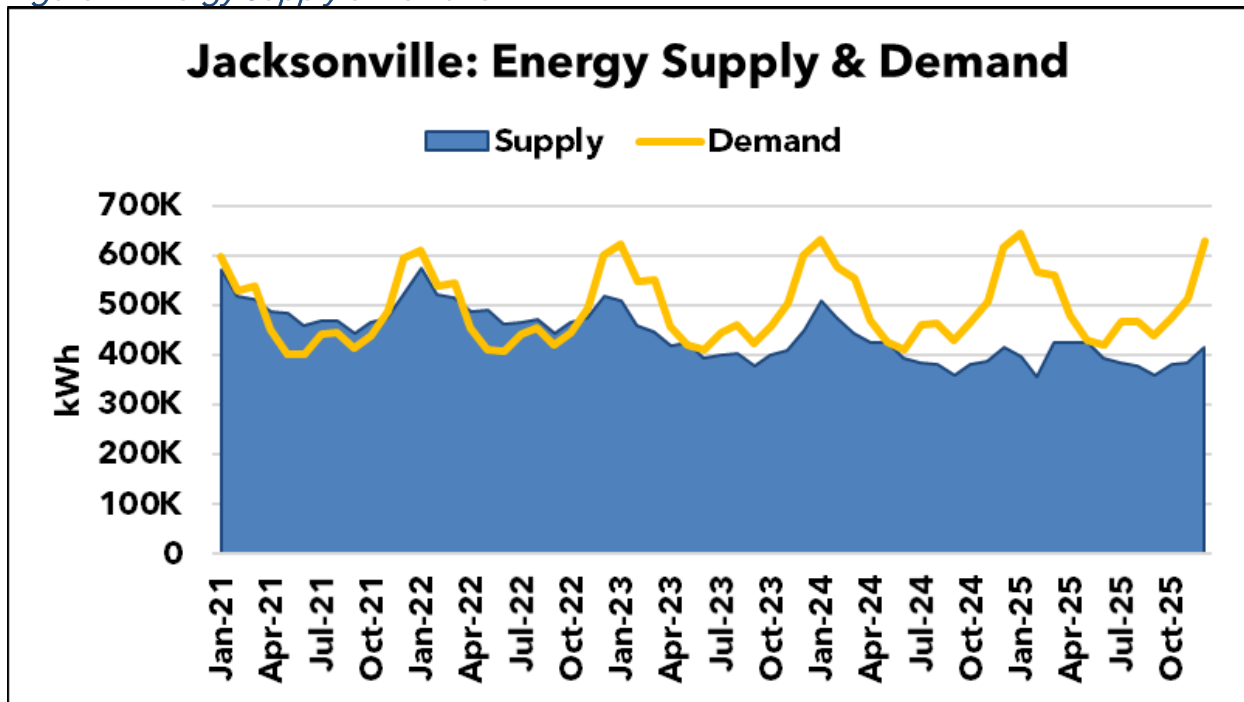
### III. Resource Supply & Demand

Energy, capacity and Renewable Energy Credits (RECs) are the primary products that JEC needs to manage, and the following sections illustrate the forecasted balance between their supply and their demand over the next five to twenty years.

#### Energy

Figure 1 shows the current forecast of energy supply and demand for the next five years. The alignment is very good for the next two years, and does not start to show any significant deficits until 2023 and 2024. This is due to the expiration of the Seabrook 2018-22 PPA on 12/31/22 and a market contract on 6/30/24. We anticipate that these deficits will be hedged in 2021 using the On/Off Peak Energy process that is described in the next section.

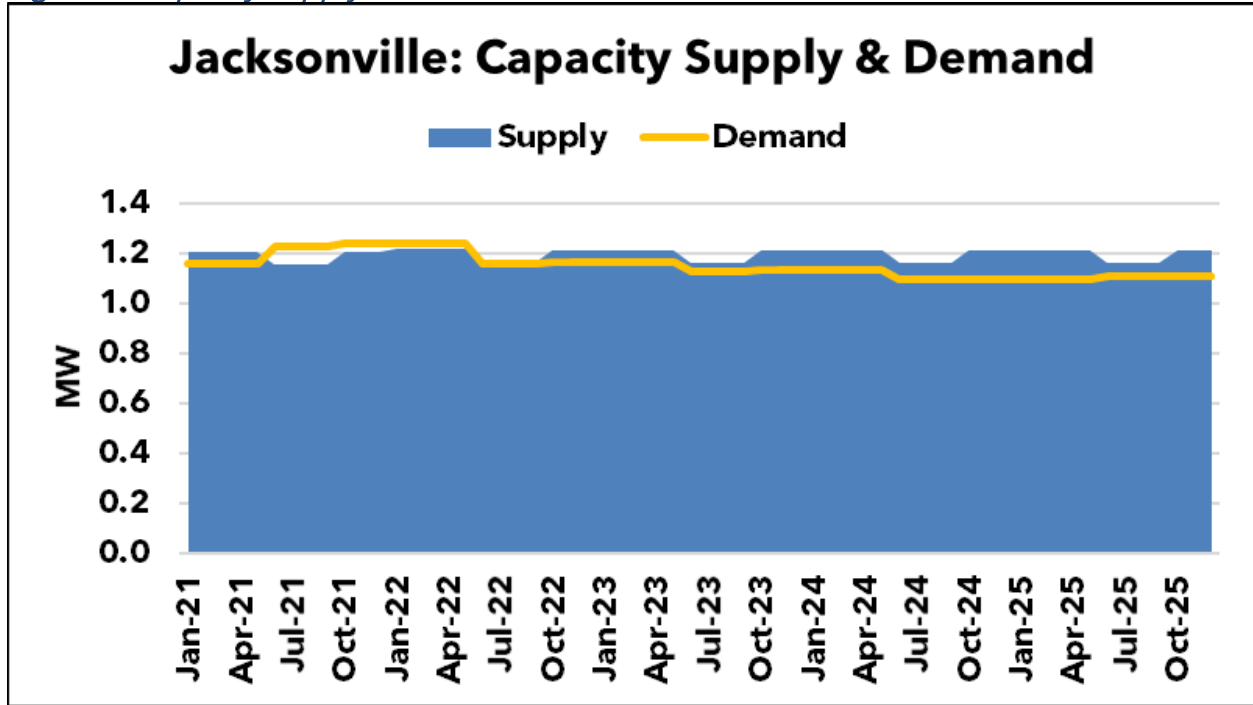
*Figure 1: Energy Supply & Demand*



## Capacity

Figure 2 shows the capacity supply and demand balance for the next five years. The supply is forecasted to in close alignment with the demand for the next five years. Any imbalances will be liquidated in ISO New England’s Forward Capacity Market.

*Figure 2: Capacity Supply and Demand*



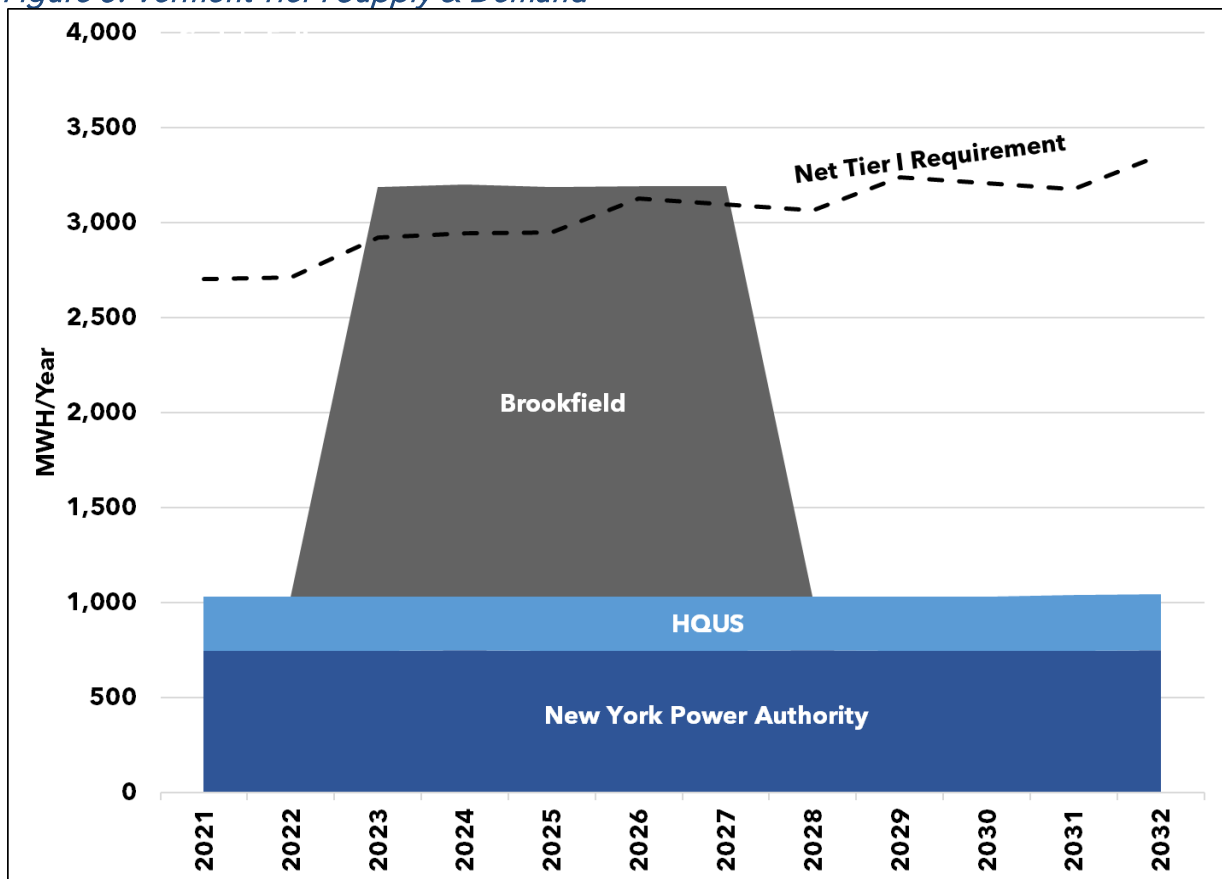
## Renewable Energy Credits

Figure 3 and Figure 4 illustrate JEC’s need for RECs under Vermont’s Renewable Energy Standard (RES).

### Tier I

JEC anticipates purchasing at least 1,500-2,000 MWH/year of Tier I RECs through 2022. When the Brookfield 2023-2027 PPA begins, JEC is expected to have a small surplus that will either be banked or sold to reduce its cost of service. After 2027, a new Tier I qualified resource will need to be acquired to meet the RES requirements.

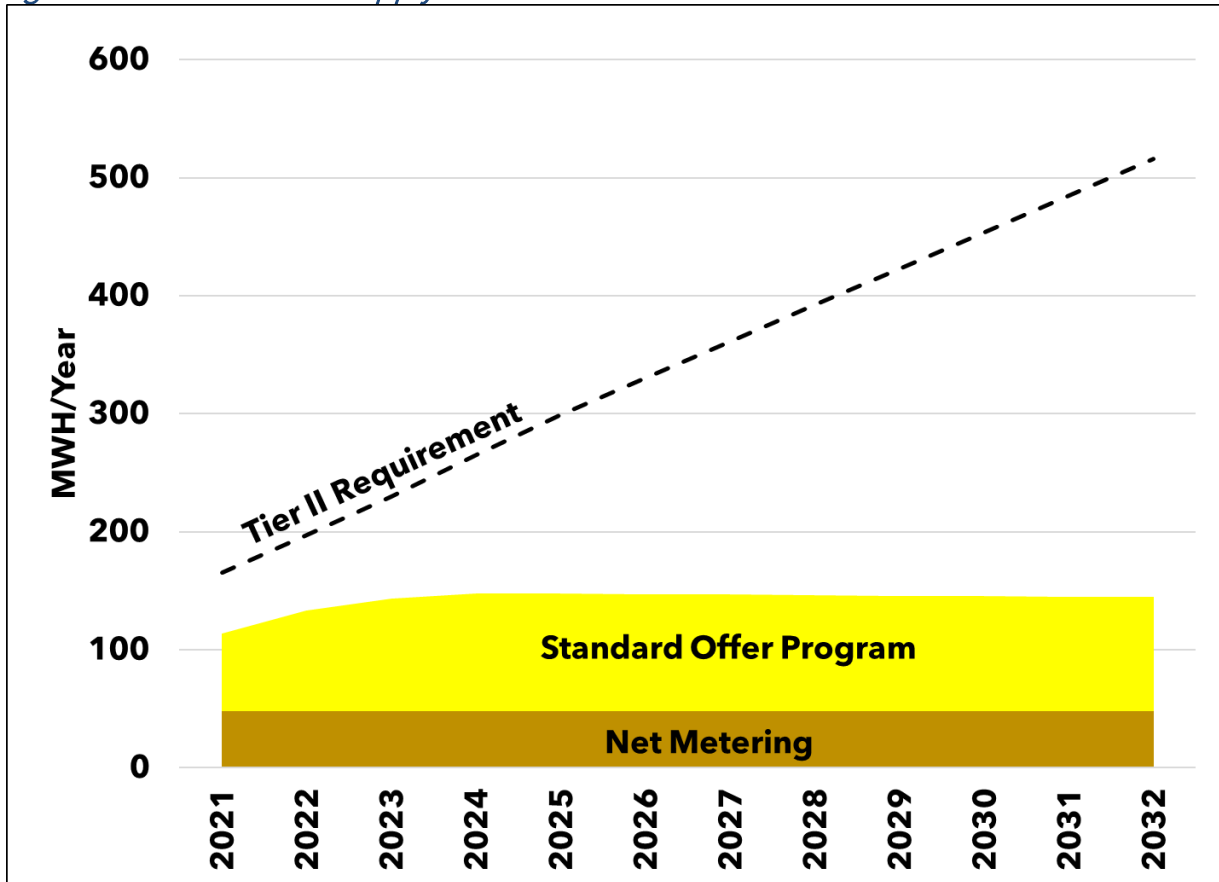
*Figure 3: Vermont Tier I Supply & Demand*



**Tier II**

JEC anticipates purchasing 100 - 200 MWH/year of Tier II RECs through 2025. In addition, JEC expects to participate in the development of a Tier II qualified resource, mostly likely a solar PPA.

*Figure 4: Vermont Tier II Supply & Demand*



## IV. Anticipated Transactions & Acquisition Strategy

VPPSA anticipates that JEC may enter into one or more of the transactions that are listed in Table 4.

*Table 4: Anticipated Hedging Transactions*

Product	Action	Term	Quantity	Anticipated Price Range	Transaction Anticipated
7x24 Energy	Purchase or Sale	1 month	0-0.5 MW	\$25-\$75 /MWH	Monthly / Seasonally
On / Off Peak Energy	Purchase	1-60 months	0-0.5 MW	\$25-\$75 /MWH	Spring 2021
Long-Term Bundled PPAs	Purchase	5+ years	0-1 MW	\$25-\$75 /MWH	None anticipated.
Capacity	Purchase	5+ years	0 MW	\$2-\$5 /kW-month	None anticipated.
VT Tier I RECs	Purchase	1-5 years	1,500-2,000 MWH/Year	\$0.10 - \$1.50 /MWH	May / June 2021
VT Tier II RECs	Purchase	1-5 years	100-200 MWH/Year	\$10 - \$40 /MWH	May / June 2021

## Energy Acquisition Strategy

### 7x24 Energy

VPPSA's Power Supply Authorities Policy requires that energy supplies be within +/-5% of the forecasted demand in each month of the year. This is known as the hedge ratio, and it is simply the ratio of the forecasted supply to the forecasted demand. Any imbalances between supply and demand are hedged to these levels before the operating month begins. In practice, changes in weather, generator availability and forecast error sometimes combine to push the actual percentage outside of the +/-5% threshold.

At least seasonally (four times a year), VPPSA uses a 7x24 energy product to refine the energy hedge ratio for JEC. The following three-step process is used to balance supply and demand on a monthly basis within the current budget (calendar) year.

#### 1. Update Budget Forecast

- a. The budgeted volumes (MWH) are updated to reflect known changes to demand and supply including unit availability, fuel supply, and hydrological conditions.

#### 2. Hydroelectric Adjustment

- a. Supply is reduced by one standard deviation from the long-term average in order to avoid making sales that could end up being unhedged by supply in the event of a dryer-than-normal month.

#### 3. Execute Purchases or Sales

- a. **Internal Transactions:** VPPSA seeks first to make internal transactions between its members to balance supply and demand. The transactions are designed to result in a hedge ratio that falls within the +/-5% range that is required by VPPSA's Power Supply Authorities Policy.
- b. **External Transactions:** In the event that internal transactions cannot bring JEC into the +/-5% range, external transactions are placed with power marketers, either directly or through a broker.
- c. **Price:** For Internal Transactions, the price of the transaction is set by an average of the bid-ask spread as reported by brokers on the date of the transaction. For External Transactions, the price is set through a negotiation with the counterparty.

## On / Off Peak Energy

Known within VPPSA as “planned purchases”, these transactions are almost always purchases. They typically take place no more than once a year, usually carry a 1-5 year term, and if possible, are executed at a time when market prices are at or below budgeted levels.

These purchases are designed to fit the on and off-peak energy needs in each month of the year as precisely as possible. As a result, they minimize the need for monthly 7x24 hedging transactions under VPPSA’s Power Supply Authorities Policy.

The solicitation method is an informal Request for Proposals (RFP), and follows a three-step process.

1. **Pre-Approval Term Sheet:** First, the proposed purchase volumes and anticipated prices are documented in a standardized term sheet. This document is distributed to each VPPSA member for their pre-approval, and it defines their share of the total purchase.
2. **Issue RFP:** Once all of the pre-approvals are received, the term sheet is distributed to three or more power marketers, who are asked to make their best offer by a deadline, typically within 5 business days.
3. **Evaluate & Execute:** When all of the bids are received, VPPSA evaluates them to determine the lowest cost bid, and executes the purchase with that counterparty. Then the purchase is allocated to each VPPSA member according to their pre-approved term sheet, and the data is entered into VPPSA’s database for scheduling, delivery and invoice tracking.

## Long-Term Bundled PPAs

VPPSA evaluates long-term Purchased Power Agreements (PPAs) for bundled energy, capacity, renewable energy credits, and/or ancillary products on an ongoing basis. Recently, JEC has evaluated a solar PPA in partnership with Encore Renewables, and this year, JEC anticipates that it may evaluate 1.) a contract extension with NextEra as the current Seabrook PPA expires at the end of 2022, and 2.) a hydro PPA that includes energy, capacity, and Tier I RECs. Because long-term PPAs are subject to PUC approval, the acquisition strategy is simply to negotiate the best terms and to make contract execution contingent on PUC approval.

## Capacity Acquisition Strategy

Capacity is seldom acquired as a stand-alone product, and because market prices are fixed by the Forward Capacity Market three years in advance of the operating year, there is little opportunity to make short-term (< 5 year) capacity purchases. However, there is short-term opportunity on the demand side. For example, VPPSA forecasts monthly and annual coincident peak loads, and communicates the forecast of the peak day and hour to its members. As a result, all available demand-side actions are taken to reduce capacity requirements. This presently includes maximizing behind-the-meter generation such as load-reducing hydro, and demand response using VPPSA's contract with Virtual Peaker<sup>2</sup>.

For long-term (>5 years) capacity purchases, the acquisition strategy is to bundle capacity into negotiations for long-term, bundled PPAs as mentioned in the previous section.

## REC Acquisition Strategy

VPPSA acquires RECs on behalf of JEC and its other members during the quarterly trading periods that are defined in the NEPOOL Generator Information System (GIS)<sup>3</sup>. The acquisition strategy has three parts.

1. First, VPPSA completes an analysis of Tier I and Tier II requirements at the beginning of each quarter's trading period. Because REC banking is limited to three years, the analysis never calls for purchasing more RECs than can be used during that time frame.
2. Second, broker quotes are compared to historical prices and budgeted REC prices to decide when to purchase RECs.
3. In the event that no purchase opportunities arise during the first three trading periods, then VPPSA acquires the required RECs at prevailing market prices during the fourth quarter's trading period.

---

<sup>2</sup> More information on Virtual Peaker can be found on their website at <https://www.virtual-peaker.com/>.

<sup>3</sup> <https://www.nepoolgis.com/>



## Generation and Transmission Facility Transactions

### Generation

VPPSA continues to work with Encore Renewables to develop Tier II qualifying solar projects within its members service territories. Because JEC expects to have a deficit of Tier II RECs for the coming five years, it will seek to partner with VPPSA and Encore to develop a solar project that meets it Tier II requirements.

### Transmission

JAC does not anticipate any transmission facility transactions in the coming five years.

## Waiver Request

In accordance with Rule 5.204, JEC requests a waiver of the notification for short-term transactions that will be subject to after-the-fact reporting, pursuant to Rule 5.206(A). These transactions could be up to five years in nature and are designed to either hedge JEC's short-term exposure or maximize short-term value of existing resources. JEC anticipates seeking individual waivers of any longer-term purchases as otherwise required by Rule 5.200, if necessary.