

2020 Resource Report

Village of Orleans Electric Department

**1 Memorial Square
Orleans, VT 05860**

**Phone (802) 754-8584
Fax (802) 754-2766**

Submitted to:

the Vermont Public Utility Commission
and the Vermont Department of Public Service

Submitted on:

January 30, 2021

Submitted by:

Vermont Public Power Supply Authority
on behalf of Village of Orleans Electric Department
in fulfillment of Vermont Public Utility Commission Rule 5.206(B)



Overview & Introduction

As a member of the Vermont Public Power Supply Authority (VPPSA), Village of Orleans Electric Department (“Orleans”) relies on VPPSA to plan for and manage its power supply in New England’s wholesale markets. In this role, VPPSA not only manages Orleans’ power supply in the ISO New England’s (ISO-NE) wholesale power markets, but also plans for and solicits new power supplies for Orleans and its other municipal utility members.

The information contained in this report describes Orleans’ power supply needs and acquisition strategy over the next five years. It is divided into four sections.

I. Electricity Demand

This section shows how electricity demand has changed over the past five years, and forecasts the demand for the upcoming five years.

II. Electricity Supply

This section describes each resource in Orleans’ portfolio of supplies, as well as the new resources that have been acquired over the past year.

III. Electricity Supply & Demand

This section illustrates the balance between the supply and demand for energy, capacity, and renewable energy credits.

IV. Anticipated Transactions & Acquisition Strategy

This section lists the resources that are expected to be acquired over the upcoming five-year period, and outlines the strategy for procuring them.

I. Electricity Demand

In 2020, Orleans' energy requirements¹ ("Load") totaled 12,930,654 kWh, and its coincident annual peak with ISO-NE was 1,832 kW on July 27th at hour ending 18. As shown in Table 1, Orleans' energy requirements have fluctuated by about +/- 3% per year while its peak load has fluctuated more widely. This peak fluctuation is primarily due to Orleans' largest customer, Ethan Allen Furniture, whose operations are sometimes lower due to summer vacation during the annual New England peak hour.

Table 1: Historical Loads

Year	Load (kWh)	% Change	Peak Load (kW)	% Change
2016	14,060,543	0.3%	2,170	83.3%
2017	13,862,580	-1.4%	1,884	-13.2%
2018	14,331,125	3.4%	2,055	9.0%
2019	13,811,828	-3.6%	1,864	-9.3%
2020	12,930,654	-6.4%	1,832	-1.7%

Orleans' peak and energy needs are forecasted annually using a multiple regression model whose inputs include historical loads, weather, and economic variables like employment and income. These forecasts are adjusted for anticipated changes in net metering, heat pump and electric vehicle penetrations. Table 2 shows the results of the most recent 5-year load forecast.

Table 2: Forecast Loads

Year	Load (kWh)	% Change	Peak Load (kW)	% Change
2021	13,595,630		1,961	
2022	13,611,790	0.1%	1,896	-3.3%
2023	13,630,730	0.1%	1,833	-3.3%
2024	13,652,350	0.2%	1,772	-3.3%
2025	13,679,860	0.2%	1,713	-3.3%

Assuming normal weather, loads (kWh) are forecast to remain steady over the next five years, while the peak load is trending down by 3.3% per year.

¹Orleans' energy requirements ("Load") include behind-the-meter hydro generation, transmission losses, and adjustments for Vermont's Standard Offer Program. Also known as "Total Load - Including Losses, it is not the same as Orleans' Real-Time Load Obligation (RTLO) with ISO New England.

II. Electricity Supply

Orleans' power supply is made up of long-term and short-term contracts. The resources in Orleans' portfolio represent a range of fuel types and technologies. In addition, they are located throughout Vermont and New England, and many of their expiration dates have been chosen not to overlap. As a result, they act as a diversified portfolio that effectively hedges Orleans' power supply costs against the cost of serving load in ISO New England's energy, capacity and ancillary markets. These power supply resources are summarized in Table 3.

Table 3: 2020 Electricity Supply Resources

Resource	2020 MWH	%	Fuel	Exp. Date
Market Contracts	3,250	21.7%	System	Varies
NYPA Niagara Contract	729	4.9%	Hydro	9/1/25
NYPA St. Lawrence Contract	24	0.2%	Hydro	4/30/32
Project #10	30	0.2%	Oil	Life of Unit
Ryegate Facility	423	2.8%	Wood	10/31/21
Seabrook 2018-22 Purchase	10,119	67.7%	Nuclear	12/31/22
Standard Offer Program	313	2.1%	Solar	Varies
VEPPI Program	56	0.4%	Hydro	10/31/20
TOTAL RESOURCES	14,945	100.0%		

Total Load Including Losses	12,931			
ISO Exchange (+ Purchase/- Sale)	-2,014	-13.5%		

Resource Descriptions

The following bullets summarize the essential characteristics of each resource, and in some cases, include notes that describe unique aspects of the resource.

1. Market Contracts

- Size: Varies
- Fuel: New England System Mix
- Location: New England
- Entitlement: Varies (PPA)
- Products: Energy
- End Date: Varies, less than 5 years.
- Notes: The Electric Department purchases system power from various other entities under short-term (5 year or less) agreements.

2. New York Power Authority (NYPA)

- Size: 3.044 MW (Niagara), 0.195 MW (St. Lawrence)
- Fuel: Hydro
- Location: New York State
- Entitlement: 0.643%, 0.052 MW (Nia. PPA), 0.299%, 0.005 MW (St. Law PPA)
- Products: Energy, capacity, renewable energy credits (NY System Mix)
- End Date: 9/1/25 (Niagara), 4/30/2032 (St. Lawrence)
- Notes: NYPA provides hydro power to the Electric Department under two contracts, which will be extended at the end of their term.

3. Project 10

- Size: 40 MW
- Fuel: Oil
- Location: Swanton, VT
- Entitlement: 7.1% (2.84 MW), joint-owned through VPPSA
- Products: Energy, capacity, reserves
- End Date: Life of unit
- Notes: As the joint-owner, VPPSA has agreements with the Electric Department pay for and purchase 7.1% of the unit's output.

4. Ryegate Facility

- Size: 20.5 MW
- Fuel: Wood
- Location: East Ryegate, VT
- Entitlement: 0.264% (0.0541 MW), PPA
- Products: Energy, capacity, renewable energy credits (CT Class I)
- End Date: 10/31/2021

5. Seabrook 2018-22

- Size: 1,250 MW
- Fuel: Nuclear
- Location: Seabrook, NH
- Entitlement: 1.4 MW On-Peak, 0.924 MW Off-Peak (PPA)
- Products: Energy, capacity, environmental attributes (Carbon-free nuclear)
- End Date: 12/31/2022

6. Standard Offer Program

- Size: Small renewables, primarily solar < 2.2 MW
- Fuel: Mostly solar, but also some wind, biogas and micro-hydro
- Location: Vermont
- Entitlement: 0.268% (Statutory)
- Products: Energy, capacity, renewable energy credits
- End Date: Varies
- Notes: The Electric Department is required to purchase power from small power producers through the Vermont Standard Offer Program in 2020, in accordance with PUC Rule #4.300. The entitlement percentage fluctuates slightly each year with the Electric Department's pro rata share of Vermont's retail energy sales.

7. VEPPI Program

- Size: Small hydro < 80 MW
- Fuel: Hydro
- Location: Vermont
- Entitlement: 0.248% (Statutory)
- Products: Energy, capacity
- End Date: 10/31/2020
- Notes: The Electric Department is required to purchase hydro power from small power producers through Vermont Electric Power Producers, Inc. ("VEPPI"), in accordance with PUC Rule #4.100. The entitlement percentage fluctuates slightly each year with the Electric Department's pro rata share of Vermont's retail energy sales, and does not include the renewable energy credits.

Newly Acquired Resources

In December 2020, Orleans replaced a portion of the Seabrook 2018-22 resource with a fixed-price, fixed-volume energy plus Renewable Energy Credit (REC) contract. This contract will hedge part of its energy and Tier I REC requirements over its term.

1. Brookfield 2023-2027

- Size: 8-10 MW On-Peak, 7-8.5 MW Off-Peak
- Fuel: Hydro
- Location: MA HUB
- Entitlement: 8.75-9% On Peak, 8.6-9.4% Off Peak
- Products: Energy, Tier I RECs
- Term: 1/1/2023 - 12/31/2027

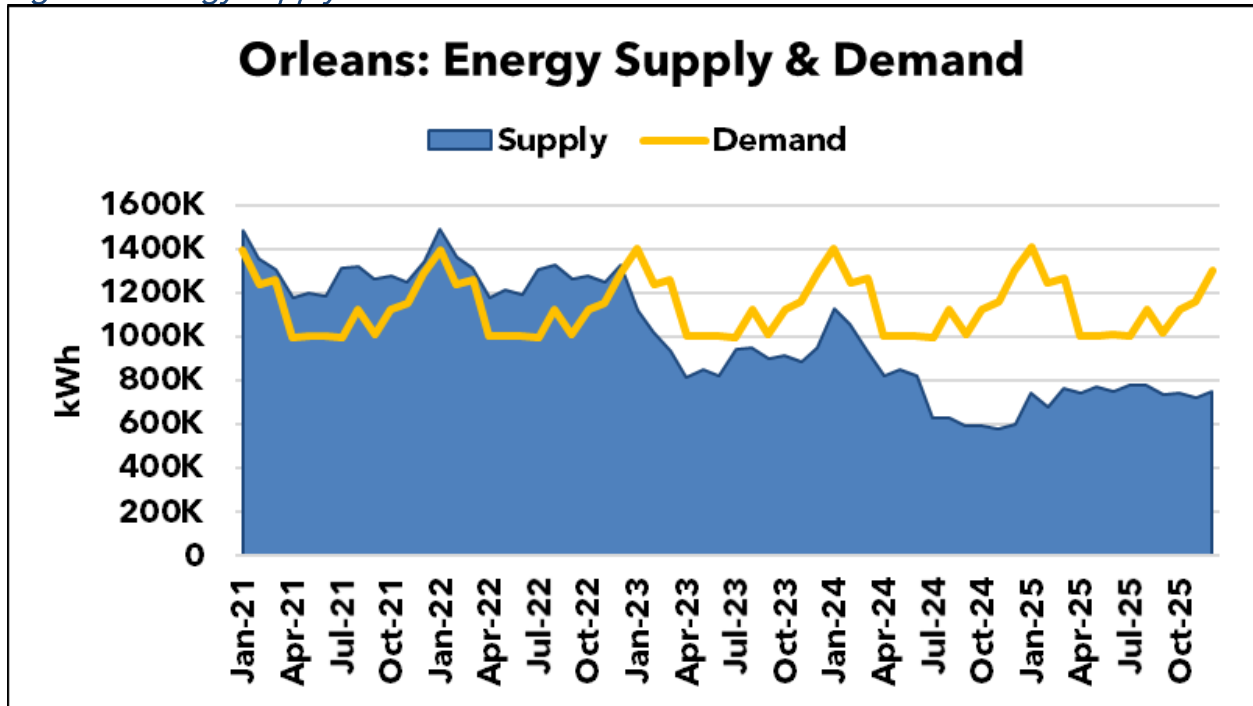
III. Resource Supply & Demand

Energy, capacity and Renewable Energy Credits (RECs) are the primary products that OED needs to manage, and the following sections illustrate the forecasted balance between their supply and their demand over the next five to twenty years.

Energy

Figure 1 shows the current forecast of energy supply and demand for the next five years. The forecast shows a slight surplus over the next two years, and a significant deficit starting in 2023 and 2024. This is due to the expiration of the Seabrook 2018-22 PPA on 12/31/22 and a market contract on 6/30/24. We anticipate that these deficits will be hedged in 2021 using the On/Off Peak Energy process that is described in the next section.

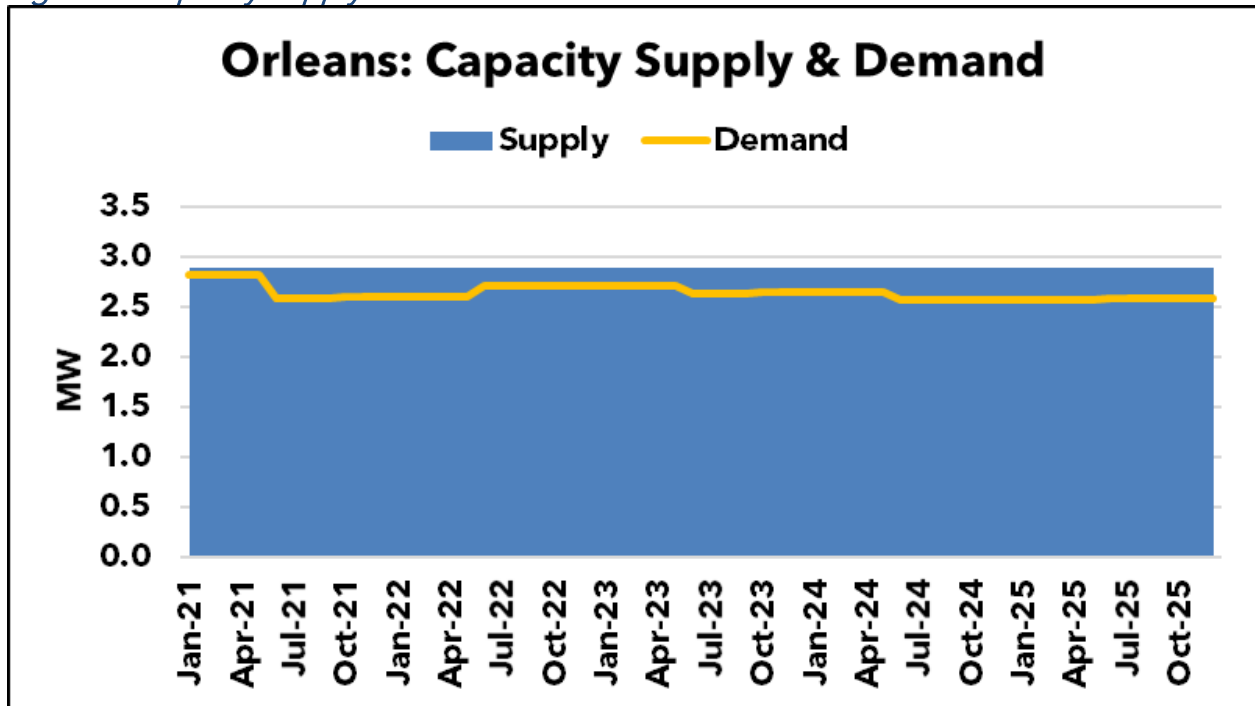
Figure 1: Energy Supply & Demand



Capacity

Figure 2 shows the capacity supply and demand balance for the next five years. The supply is forecasted to be about equal to the demand for the next five years. However, this outcome depends on Ethan Allen’s coincidence with the annual peal hour. In any event, Orleans’ capacity position will be liquidated in ISO New England’s Forward Capacity Market.

Figure 2: Capacity Supply and Demand



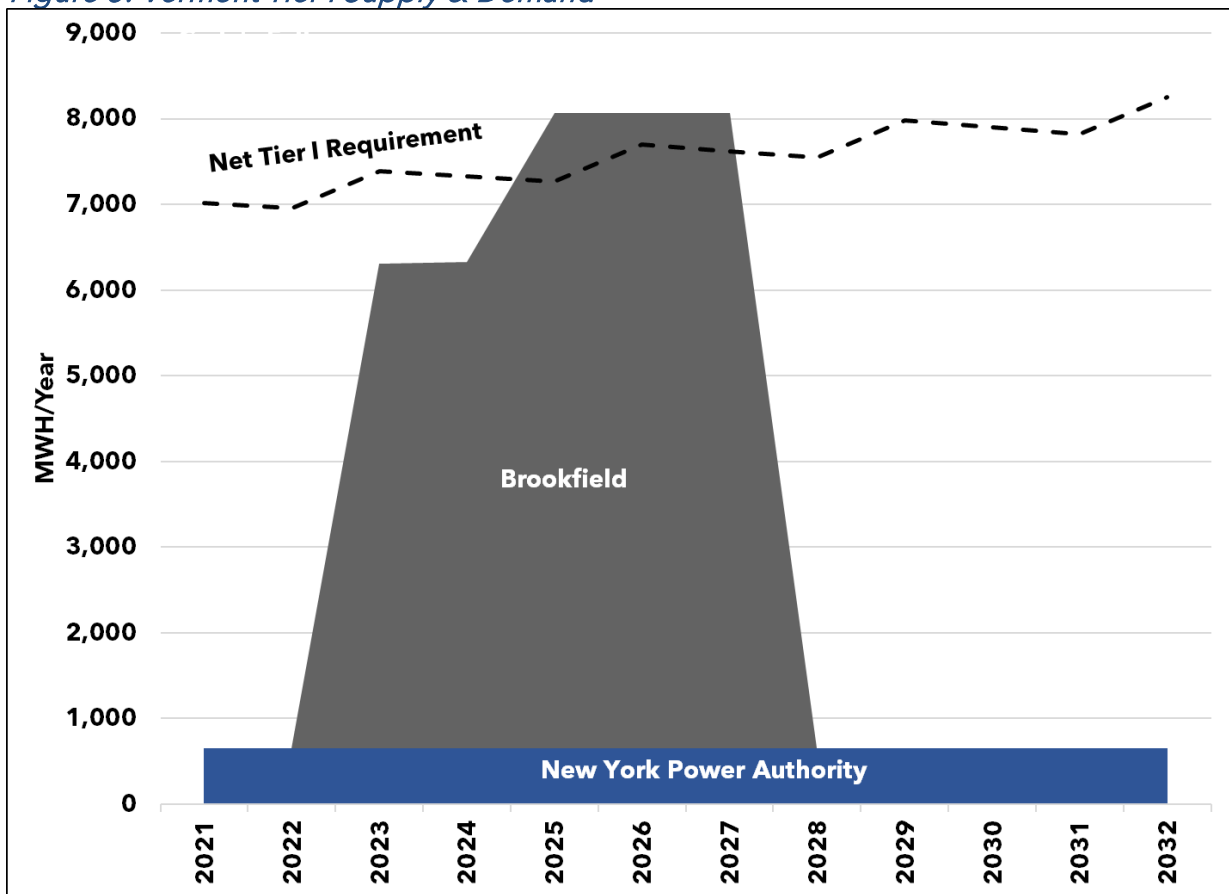
Renewable Energy Credits

Figure 3 and Figure 4 illustrate OED’s need for RECs under Vermont’s Renewable Energy Standard (RES).

Tier I

Orleans anticipates purchasing at least 6,000 MWH/year of Tier I RECs through 2022. This will drop to about 1,000 in 2023 and 2024 when the Brookfield 2023-2027 PPA take effect. In 2025-2027, Orleans is expected to have a slight surplus, which will most likely be banked for 2028 compliance.

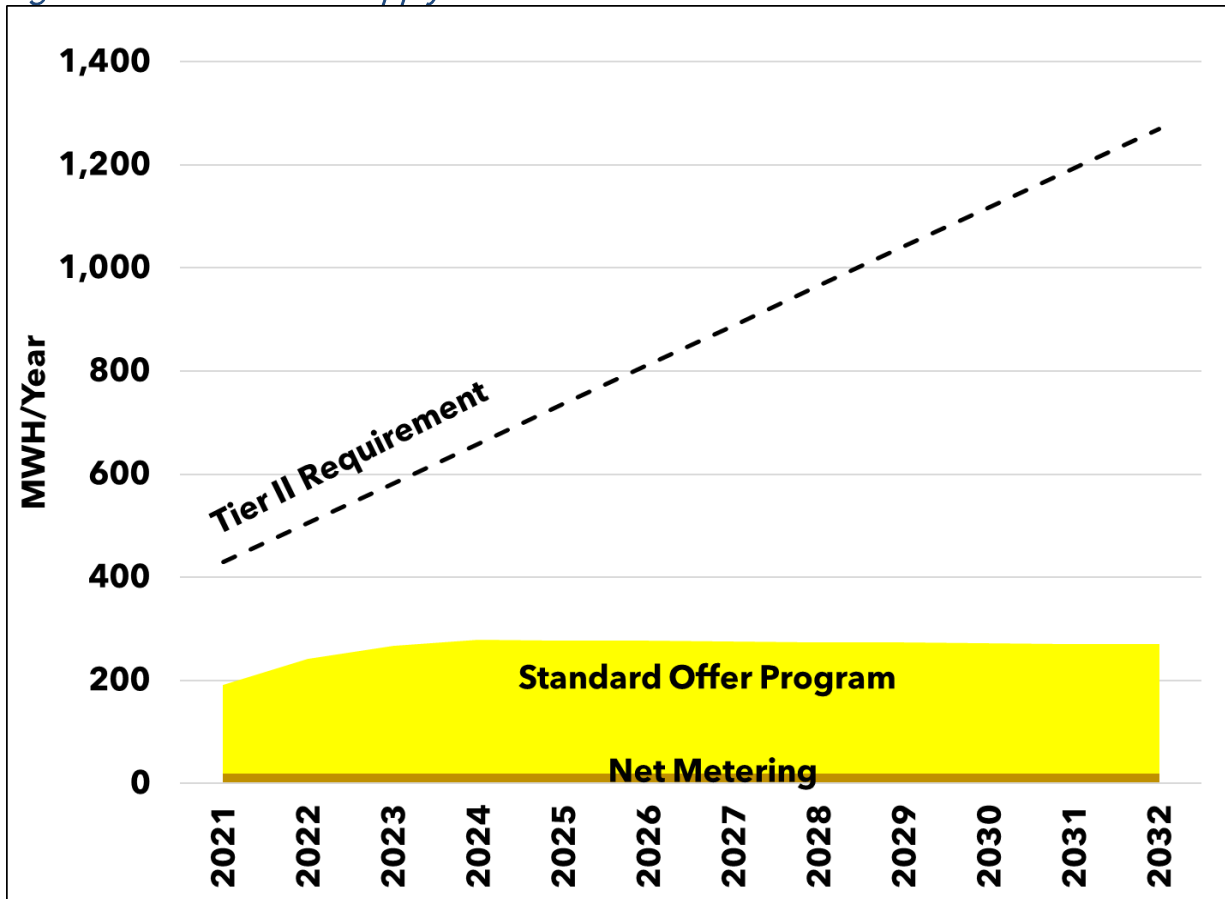
Figure 3: Vermont Tier I Supply & Demand



Tier II

Orleans anticipates purchasing 200 - 400 MWH/year of Tier II RECs through 2025, and is likely to pursue a solar PPA as well.

Figure 4: Vermont Tier II Supply & Demand



IV. Anticipated Transactions & Acquisition Strategy

VPPSA anticipates that OED may enter into one or more of the transactions that are listed in Table 4.

Table 4: Anticipated Hedging Transactions

Product	Action	Term	Quantity	Anticipated Price Range	Transaction Anticipated
7x24 Energy	Purchase or Sale	1 month	01 MW	\$25-\$75 /MWH	Monthly / Seasonally
On / Off Peak Energy	Purchase	1-60 months	0-1 MW	\$25-\$75 /MWH	Spring 2021
Long-Term Bundled PPAs	Purchase	5+ years	0-1 MW	\$25-\$75 /MWH	None anticipated.
Capacity	Purchase	5+ years	0 MW	\$2-\$5 /kW-month	None anticipated.
VT Tier I RECs	Purchase	1-5 years	6,000 MWH/Year	\$0.10 - \$1.50 /MWH	May / June 2021
VT Tier II RECs	Purchase	1-5 years	200-400 MWH/Year	\$10 - \$40 /MWH	May / June 2021

Energy Acquisition Strategy

7x24 Energy

VPPSA's Power Supply Authorities Policy requires that energy supplies be within +/-5% of the forecasted demand in each month of the year. This is known as the hedge ratio, and it is simply the ratio of the forecasted supply to the forecasted demand. Any imbalances between supply and demand are hedged to these levels before the operating month begins. In practice, changes in weather, generator availability and forecast error sometimes combine to push the actual percentage outside of the +/-5% threshold.

At least seasonally (four times a year), VPPSA uses a 7x24 energy product to refine the energy hedge ratio for OED. The following three-step process is used to balance supply and demand on a monthly basis within the current budget (calendar) year.

1. Update Budget Forecast

- a. The budgeted volumes (MWH) are updated to reflect known changes to demand and supply including unit availability, fuel supply, and hydrological conditions.

2. Hydroelectric Adjustment

- a. Supply is reduced by one standard deviation from the long-term average in order to avoid making sales that could end up being unhedged by supply in the event of a dryer-than-normal month.

3. Execute Purchases or Sales

- a. **Internal Transactions:** VPPSA seeks first to make internal transactions between its members to balance supply and demand. The transactions are designed to result in a hedge ratio that falls within the +/-5% range that is required by VPPSA's Power Supply Authorities Policy.
- b. **External Transactions:** In the event that internal transactions cannot bring OED into the +/-5% range, external transactions are placed with power marketers, either directly or through a broker.
- c. **Price:** For Internal Transactions, the price of the transaction is set by an average of the bid-ask spread as reported by brokers on the date of the transaction. For External Transactions, the price is set through a negotiation with the counterparty.

On / Off Peak Energy

Known within VPPSA as “planned purchases”, these transactions are almost always purchases. They typically take place no more than once a year, usually carry a 1-5 year term, and if possible, are executed at a time when market prices are at or below budgeted levels.

These purchases are designed to fit the on and off-peak energy needs in each month of the year as precisely as possible. As a result, they minimize the need for monthly 7x24 hedging transactions under VPPSA’s Power Supply Authorities Policy.

The solicitation method is an informal Request for Proposals (RFP), and follows a three-step process.

1. **Pre-Approval Term Sheet:** First, the proposed purchase volumes and anticipated prices are documented in a standardized term sheet. This document is distributed to each VPPSA member for their pre-approval, and it defines their share of the total purchase.
2. **Issue RFP:** Once all of the pre-approvals are received, the term sheet is distributed to three or more power marketers, who are asked to make their best offer by a deadline, typically within 5 business days.
3. **Evaluate & Execute:** When all of the bids are received, VPPSA evaluates them to determine the lowest cost bid, and executes the purchase with that counterparty. Then the purchase is allocated to each VPPSA member according to their pre-approved term sheet, and the data is entered into VPPSA’s database for scheduling, delivery and invoice tracking.

Long-Term Bundled PPAs

VPPSA evaluates long-term Purchased Power Agreements (PPAs) for bundled energy, capacity, renewable energy credits, and/or ancillary products on an ongoing basis. Recently, OED has evaluated a solar PPA in partnership with Encore Renewables, and this year, OED anticipates that it may evaluate 1.) a contract extension with NextEra as the current Seabrook PPA expires at the end of 2022, and 2.) a hydro PPA that includes energy, capacity, and Tier I RECs. Because long-term PPAs are subject to PUC approval, the acquisition strategy is simply to negotiate the best terms and to make contract execution contingent on PUC approval.

Capacity Acquisition Strategy

Capacity is seldom acquired as a stand-alone product, and because market prices are fixed by the Forward Capacity Market three years in advance of the operating year, there is little opportunity to make short-term (< 5 year) capacity purchases. However, there is short-term opportunity on the demand side. For example, VPPSA forecasts monthly and annual coincident peak loads, and communicates the forecast of the peak day and hour to its members. As a result, all available demand-side actions are taken to reduce capacity requirements. This presently includes maximizing behind-the-meter generation such as load-reducing hydro, and demand response using VPPSA's contract with Virtual Peaker².

For long-term (>5 years) capacity purchases, the acquisition strategy is to bundle capacity into negotiations for long-term, bundled PPAs as mentioned in the previous section.

REC Acquisition Strategy

VPPSA acquires RECs on behalf of OED and its other members during the quarterly trading periods that are defined in the NEPOOL Generator Information System (GIS)³. The acquisition strategy has three parts.

1. First, VPPSA completes an analysis of Tier I and Tier II requirements at the beginning of each quarter's trading period. Because REC banking is limited to three years, the analysis never calls for purchasing more RECs than can be used during that time frame.
2. Second, broker quotes are compared to historical prices and budgeted REC prices to decide when to purchase RECs.
3. In the event that no purchase opportunities arise during the first three trading periods, then VPPSA acquires the required RECs at prevailing market prices during the fourth quarter's trading period.

² More information on Virtual Peaker can be found on their website at <https://www.virtual-peaker.com/>.

³ <https://www.nepoolgis.com/>

Generation and Transmission Facility Transactions

Generation

VPPSA continues to work with Encore Renewables to develop Tier II qualifying solar projects within its members service territories. Although OED expects to have a surplus of Tier II RECs for the coming five years, VPPSA is monitoring legislative changes that could double the Tier II requirements. In this event, OED would seek to participate in another solar project through VPPSA and Encore Renewables.

Transmission

Orleans does not anticipate any transmission facilities transactions in the coming five years.

Waiver Request

In accordance with Rule 5.204, OED requests a waiver of the notification for short-term transactions that will be subject to after-the-fact reporting, pursuant to Rule 5.206(A). These transactions could be up to five years in nature and are designed to either hedge OED's short-term exposure or maximize short-term value of existing resources. OED anticipates seeking individual waivers of any longer-term purchases as otherwise required by Rule 5.200, if necessary.